



for Fast CBB Staining in 15 min

CosmoPAGE Bullet CBB


CosmoPAGE Bullet CBB is a one-step, 15-minute complete Coomassie Brilliant Blue (CBB) staining solution. Compared to conventional products, it reduces staining time and steps, allowing for a clear staining image in a shorter period. Additionally, since there is no need for a destaining step, the staining image can be observed during the staining process.

- Features**
- **In one step, complete staining in 15 minutes**
 - **No need for gel pre-staining washing**
 - **Clear staining image without the need for a destaining step**
 - **Free from strong irritants like acetic acid and methanol**

Applications

Staining image within the staining solution

Stained protein samples after electrophoresis using this product. User can visualize staining image within a tray containing the staining solution using this product.



<Conditions>

Sample: *E. coli* was prepared in Sample Buffer Solution with 2-ME(2x) for SDS-PAGE (#30566-22)

SDS-PAGE: Bullet PAGE Plus Precast Gel, 5-20%, 17 wells (#21794-54)
400 V (constant voltage) for 10 minutes

CBB stain: CosmoPAGE Bullet CBB (#NU01003) at room temperature for 15 minutes

Comparison of various CBB staining solutions


	CosmoPAGE Bullet CBB	Conventional product A	Conventional product B
Dye	CBB G-250	CBB R-250	CBB G-250
Package contents	Single bottle Acetic acid and methanol-free	Single bottle Acetic acid and methanol-free	Single bottle Acetic acid and methanol-free
Pretreatment	No need	Washing (3 times x 5 mins.)	Washing (3 times x 5 mins.)
Staining Time	15 mins*	30 mins	60 mins
Destaining	No need*	Over 1 hr	Over 1 hr
Detection Sensitivity	Several tens of ng (BSA)	Several tens of ng (BSA)	Several tens of ng (BSA)

* For gel drying/preservation, stain and destain for 1 hour each.

Comparison of various CBB staining solutions

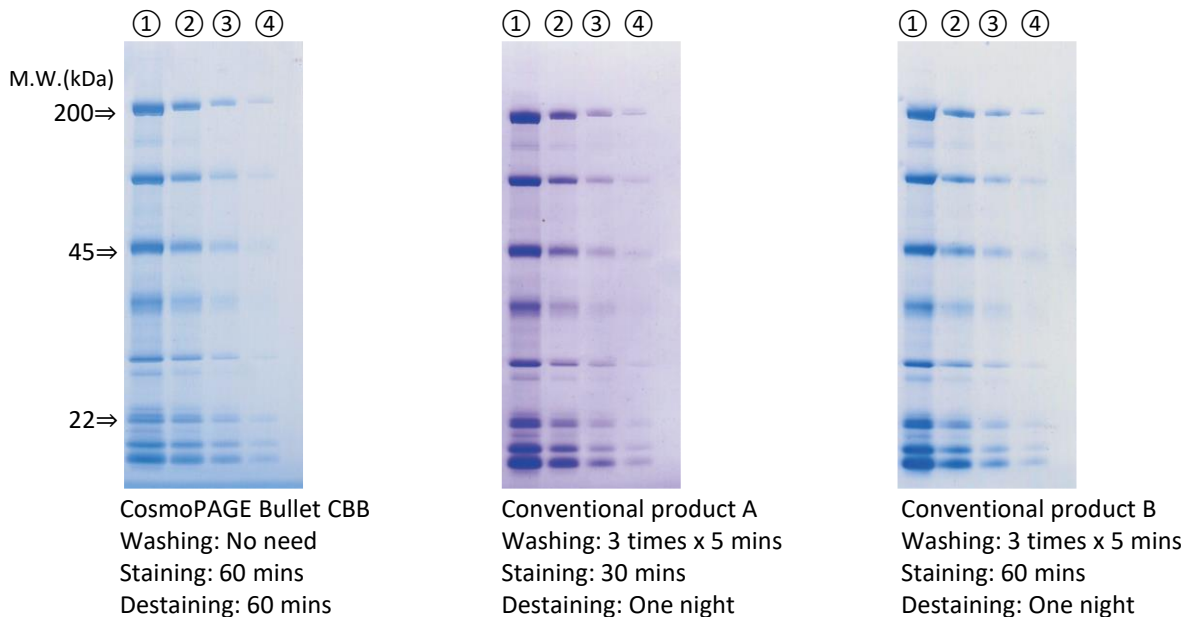
Staining image after staining procedure (without destaining)

This product allows user to visualize staining image with a low background without destaining step.



Staining image after destaining step

This product allows for the visualization of staining image after 15 minutes of staining without a destaining step. However, by extending both staining and destaining steps to 60 minutes each, a clearer staining image can be achieved.



<Conditions> Sample: Diluted Protein Markers (10x)(#29458-24) into ① 3x, ② 1x, ③ 1/3x, and ④ 1/10x, then added 2 μ L. SDS-PAGE: Extra PAGE One Precast Gel, 5-20%, 13wells (#13063-74), 400 V (constant voltage), for 30 mins.

Ordering Information

Product Name	Storage	PKG size	Cat. No.	Price (US\$)
CosmoPAGE Bullet CBB	4°C	500 ML	NU01003	98.00

